

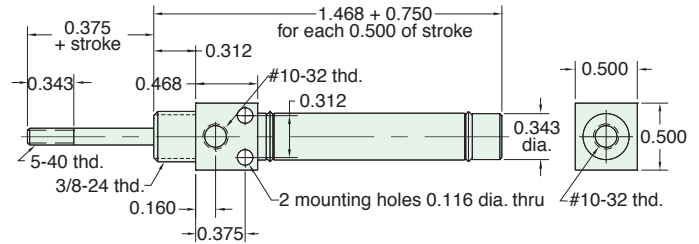
# 5/16" BORE STAINLESS STEEL CYLINDER



## SRR-05-□-□

Reverse Acting

**Mount:** Stud  
**Type:** Rotating Rod  
**Options:** B, V, N  
**Standard Stroke Lengths:** 1/2", 1", 1-1/2", 2", 3", 4"  
**Spring Compressed:** 1 lbs. **Spring At Rest:** 0.5 lbs.  
**Maximum Stroke:** 17" For B option add 0.250

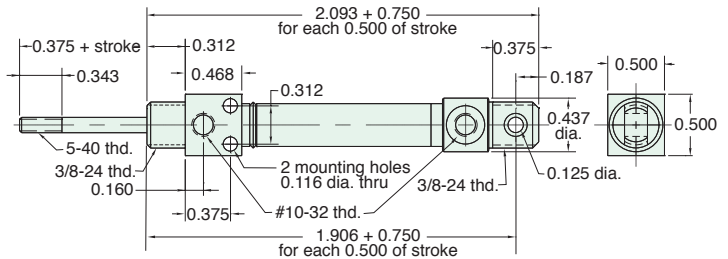


Nuts included, but not shown on drawing

## URR-05-□-□

Reverse Acting

**Mount:** Universal  
**Type:** Rotating Rod  
**Options:** B, V, P2, P3, P4, P5, P6, P7, P8, N  
**Standard Stroke Lengths:** 1/2", 1", 1-1/2", 2", 3", 4"  
**Spring Compressed:** 1 lbs. **Spring At Rest:** 0.5 lbs.  
**Maximum Stroke:** 17" For B option add 0.250

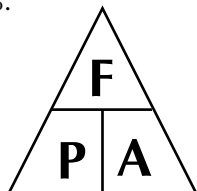


Nuts included, but not shown on drawing

## FORCE FACTOR

The "force factor" is the nominal area of the cylinder bore size. The chart to the right provides theoretical forces in both the extend and retract stroke of all available bore sizes.

These values are theoretical and make no allowance for friction which varies with the bore size. It is recommended that a 25% safety factor be allowed when selecting a cylinder bore for normal load movement. In high speed applications that number should be at least 40%.



The extend and retract values differ due to the rod diameter.

Bore Size	1/2"	5/8"	3/4"	7/8"	1-1/16"	1-1/4"	1-1/2"	1-3/4"	2"	2-1/2"	3"	
<b>Force Factor - Extend (area)</b>	0.07	0.19	0.31	0.44	0.60	0.88	1.2	1.7	2.4	3.1	4.9	7.0
<b>Force Factor - Retract (area)</b>	0.06	0.16	0.28	0.39	0.55	0.80	1.09	1.55	2.2	2.9	4.59	6.56
<b>20 psig - Extend (lbs)</b>	1.4	3.8	6.2	8.8	12.0	17.6	24.0	34.0	48.0	62.0	98.0	140.0
<b>20 psig - Retract (lbs)</b>	1.16	3.25	5.65	7.82	11.02	16.07	21.79	31.0	44.07	58.07	91.86	131.16
<b>50 psig - Extend (lbs)</b>	3.5	9.5	15.5	22.0	30.0	44.0	60.0	85.0	120.0	155.0	245.0	350.0
<b>50 psig - Retract (lbs)</b>	2.9	8.13	14.13	19.55	27.55	40.17	54.48	77.5	110.18	145.18	229.66	327.91
<b>80 psig - Extend (lbs)</b>	5.6	15.2	24.8	35.2	48.0	70.4	96.0	136.0	192.0	248.0	392.0	560.0
<b>80 psig - Retract (lbs)</b>	4.64	13.0	22.6	31.27	44.07	64.26	87.17	124.0	176.29	232.29	367.46	524.66